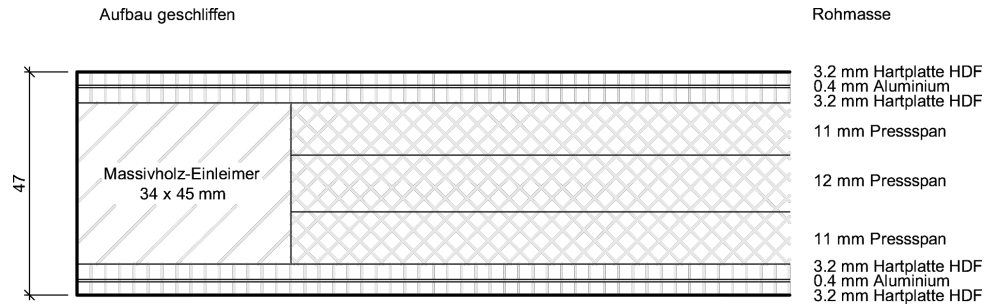


ENTLA dB-Favorit Alu

Schallhemmende Mittellage, Hartholz-Einleimer ringsum,
beidseitig 2 x 3,2 mm Hartplattendeck HDF mit 0,4 mm Aluminium-Einlage

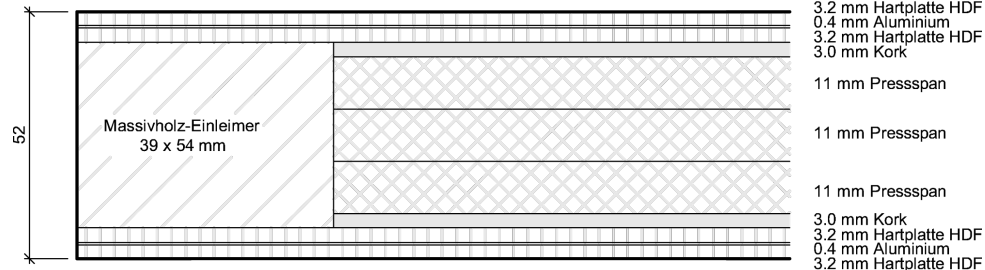


Das Türenwerk
im Entlebuch
www.entla.ch

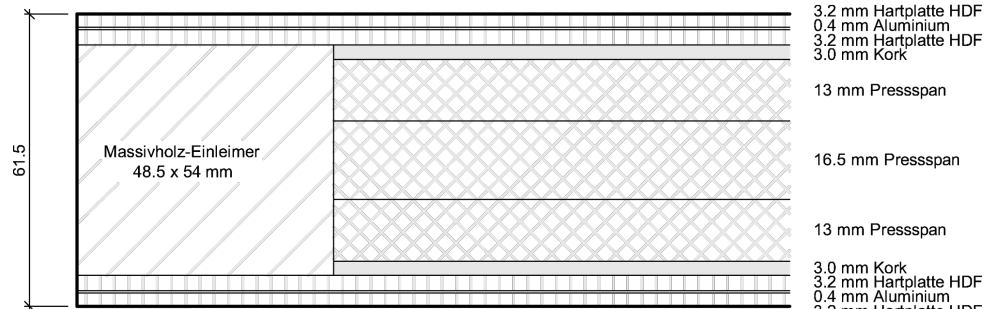


Rohmasse

- 3.2 mm Hartplatte HDF
- 0.4 mm Aluminium
- 3.2 mm Hartplatte HDF
- 11 mm Pressspan
- 12 mm Pressspan
- 11 mm Pressspan
- 3.2 mm Hartplatte HDF
- 0.4 mm Aluminium
- 3.2 mm Hartplatte HDF



- 3.2 mm Hartplatte HDF
- 0.4 mm Aluminium
- 3.2 mm Hartplatte HDF
- 3.0 mm Kork
- 11 mm Pressspan
- 11 mm Pressspan
- 11 mm Pressspan
- 3.0 mm Kork
- 3.2 mm Hartplatte HDF
- 0.4 mm Aluminium
- 3.2 mm Hartplatte HDF



- 3.2 mm Hartplatte HDF
- 0.4 mm Aluminium
- 3.2 mm Hartplatte HDF
- 3.0 mm Kork
- 13 mm Pressspan
- 16.5 mm Pressspan
- 13 mm Pressspan
- 3.0 mm Kork
- 3.2 mm Hartplatte HDF
- 0.4 mm Aluminium
- 3.2 mm Hartplatte HDF

Dicke	Schallschutz	Klimaklasse	Wärmeschutz	Gewicht
47 mm	Rw = 42 dB	2d	1.7 W/m2K	32.0 kg / m2
	R' w 37 - 40 dB			
52 mm	Rw = 42 dB	3c 3d 3e	1.3 W/m2K	34.0 kg / m2
	R' w 37 - 41 dB			
61.5 mm	Rw = 43 dB	3c 3d 3e	1.2 W/m2K	39.0 kg / m2
	R' w 37 - 42 dB			